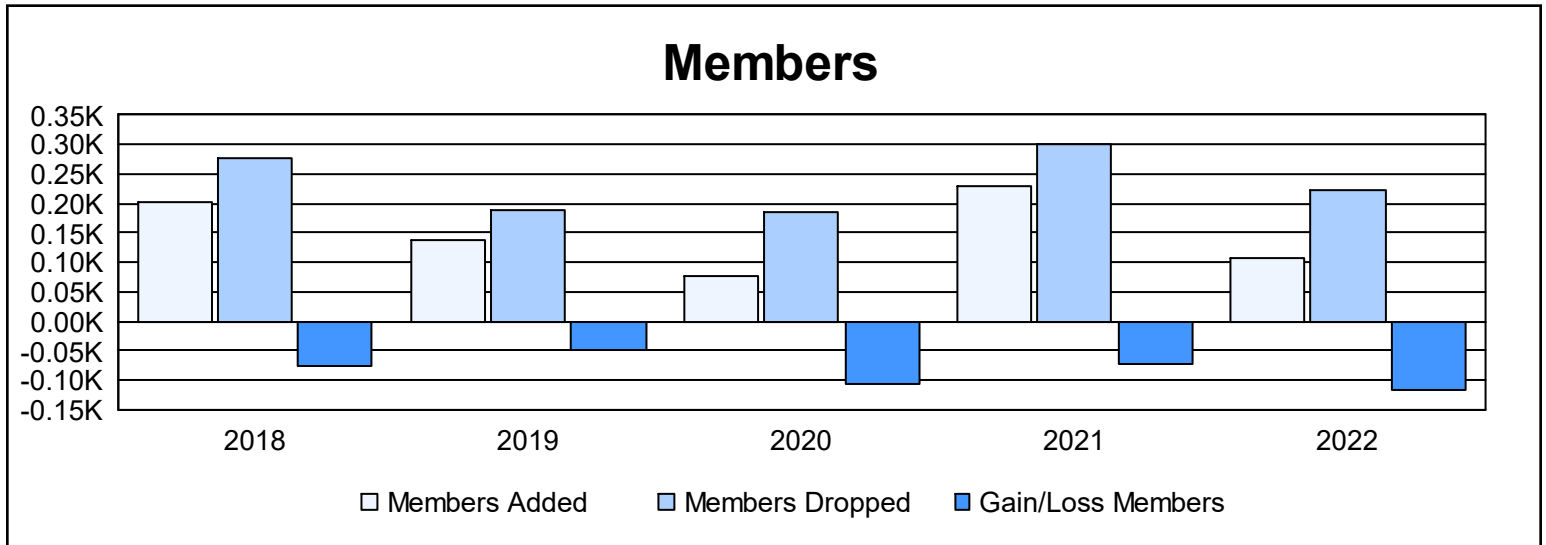
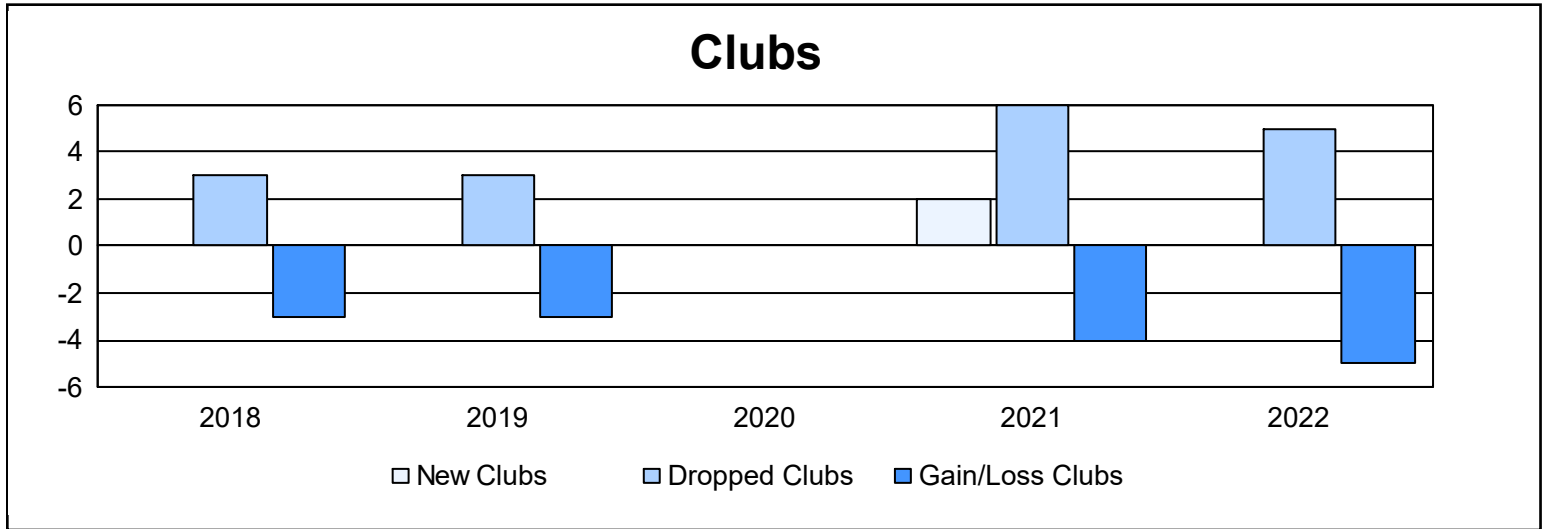
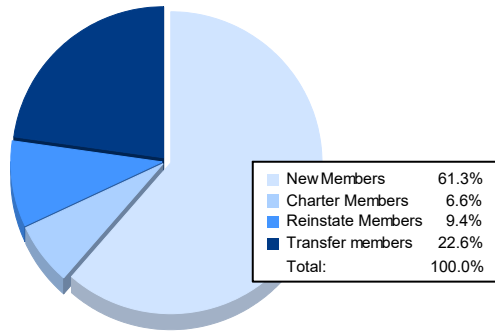


| Year | New Clubs | Dropped Clubs | Gain/ Loss Clubs | New Members | Charter Members | Reinstate Members | Transfer Members | Total Member Added | Total Members Dropped | Gain/ Loss Members |
|----------------|-----------|---------------|------------------|-------------|-----------------|-------------------|------------------|--------------------|-----------------------|--------------------|
| 2017-2018 | 0 | 3 | -3 | 146 | 6 | 19 | 31 | 202 | 278 | -76 |
| 2018-2019 | 0 | 3 | -3 | 120 | 2 | 0 | 17 | 139 | 187 | -48 |
| 2019-2020 | 0 | 0 | 0 | 62 | 0 | 8 | 8 | 78 | 186 | -108 |
| 2020-2021 | 2 | 6 | -4 | 135 | 56 | 9 | 28 | 228 | 302 | -74 |
| 2021-2022 | 0 | 5 | -5 | 65 | 7 | 10 | 24 | 106 | 222 | -116 |
| Average | 0 | 3 | -3 | 106 | 14 | 9 | 22 | 151 | 235 | -84 |



Membership Composition June 2022 Cumulative



Gender Composition June 2022 Cumulative

